

Twitter Thread by Tobias Brunner ■

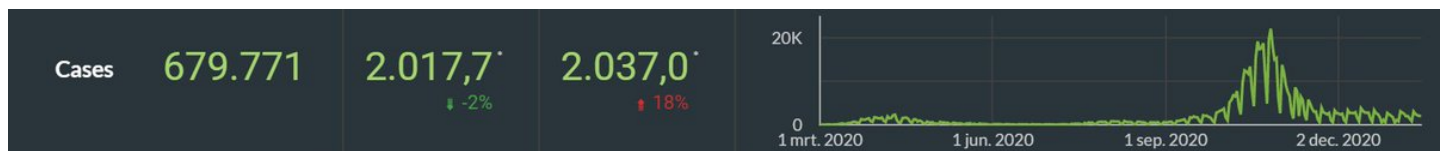


Tobias Brunner ■

@TB_TB_TB_TB_TB



(1) BELGIUM: @alexanderdecroo @GLBouchez @ducarmedenis Number of false PCR positives of asymptomatic people still high and obviously not showing right picture. Deaths way down and show the absolute uselessness of mass testing.



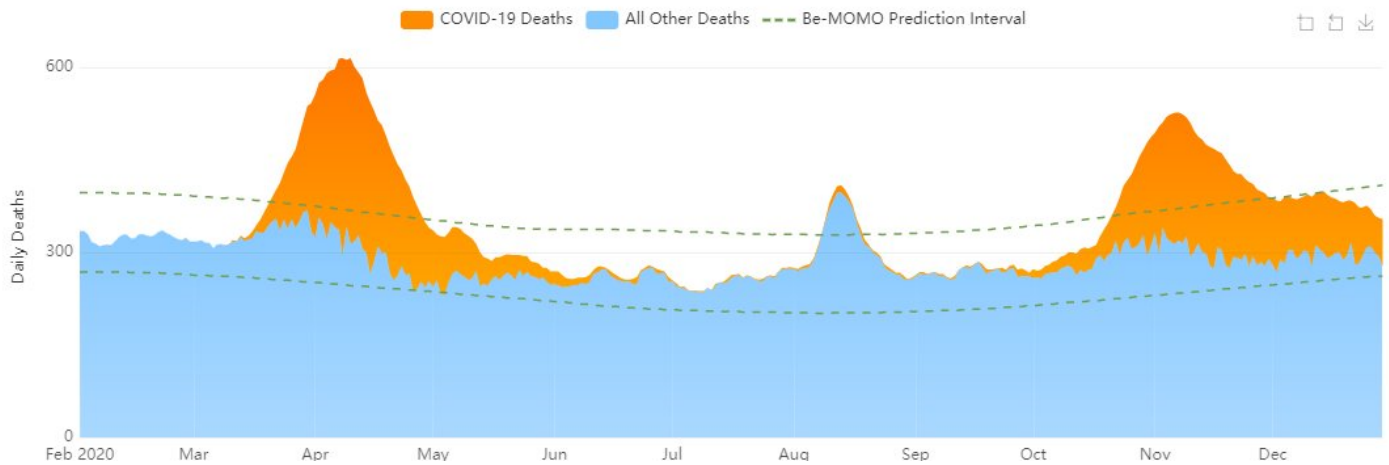
(2) On top of that, overall mortality during expected winter resurgence not nearly as high as during first wave whatever the media may tell you. Excess mortality clearly above average for ONE MONTH in autumn.

Belgian Mortality Monitoring Be-MOMO



(3) Graph missing last month so would be even more normal. The BE curve follows all models for new viruses that we saw ONE YEAR AGO. Measures have had extremely limited impact - arguable made the curves sharper and harder to deal with for hospitals (pp locked up = indoors).

COVID-19



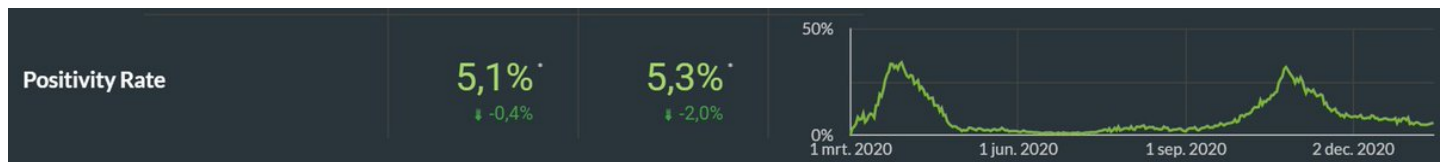
(4) Mortality in BE within the usual threshold (Covid replacing influenza) for at least one month. Compare below to the narrative and you see that the virus is well on its way to becoming endemic. The winter "wave" has been over for a long time.

Belgium



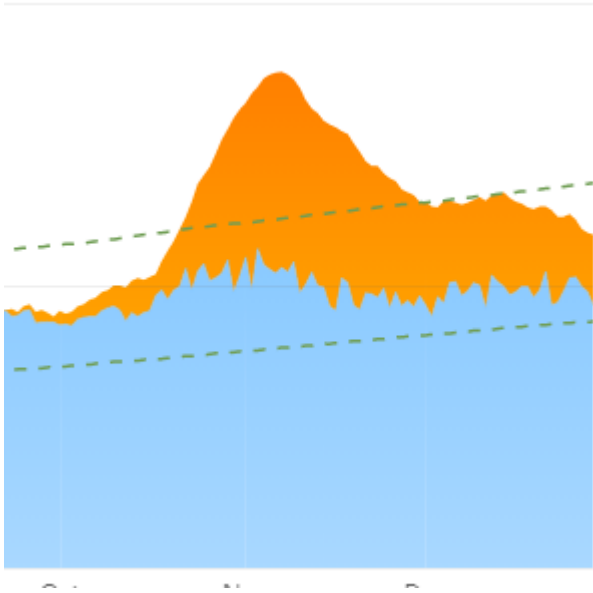
(5) Include in this the faulty PCR (most estimate 35% false positives and many declared + after they died, or when they died from other conditions, and a couple of things become obvious:

(6) PCR is unreliable, numbers of cases purely depend on testing. in the middle of the panic, Belgium has reached, not mentioned by the media, the WHO threshold of 5% positivity rate!!



(7) And that using the faulty PCR testing. Media clearly no interest in bringing good news. WHY? You can answer in this thread if you wish.

(8) VERY SUSPICIOUS. Non-Covid mortality is now lower in December than it was in summer. So, this means that many Covid deaths aren't that, they are MISLABELLED. This is handy because it completely hides all the deaths related to society-destroying measures....



(9) These may not be labelled Covid but because everything else is labelled Covid, they appear extremely low. Another fascinating point is that...

(10) "Masks in open air" Brussels curve is exactly the same as rest of Belgium. The main Belgium curve only looks higher because Wallonia had huge excess deaths in winter because they were spared for a long time in spring.



(11) CONCLUSION: The "pandemic" is now a mix of ENDEMIC Covid (replacing influenza) and collateral from lockdowns etc. Very probably the figures would all be much better if:

(12) Lockdowns had not forced people inside (you only get infected indoors). Masks had not made people more anxious and less mobile and fear had not damaged people's immune systems. The big question now is:

(13) Why is this reality not being presented openly to Belgian citizens? Why are we being confronted with scary "CASE" counts rather than reassuring excess mortality and positivity rate? Who has an interest in scaring the population, destroying social relationships, causing...

(14) ... unbelievable long-term damage? Why are we inventing a British variant which has not proven to be more contagious at all? Why are we talking of a "third wave" all the time. If there is a third wave, it will be a lockdown death third wave, nothing else. Feel free to retweet.