

Twitter Thread by [Nikita Poojary](#)



[Nikita Poojary](#)

[@niki_poojary](#)



Over 5 million people trade with [@zerodhaonline](#)

But ~90% don't know how to use their charting software optimally

Here are the 7 cool things you can do which you never knew ■

Collaborated with [@AdityaTodmal](#)

Many traders love [@tradingview](#) charting tool, but don't have a paid version/too lazy to follow the hacks that we shared

Traders who use [@zerodhaonline](#) as their broker platform can use [@tradingview](#) charting tool for free

Read this entire thread to know more

First things first, the default charting tool in Zerodha is ChartIQ

Change that to [@tradingview](#) by clicking on the profile settings

Dashboard
Orders
Holdings
Positions
Funds
Apps

E-mail

nikita.poc@kiteshares.com

PAN

Phone

Demat (BO)

Segments

NFO, BSE, NSE, BFO, CDS, MF

PoA

Active

Settings

Chart

☐ ChartIQ
☒ TradingView

Theme

☒ Default
☐ Dark

Instant order updates

☒

Sticky order window

☐

Sessions

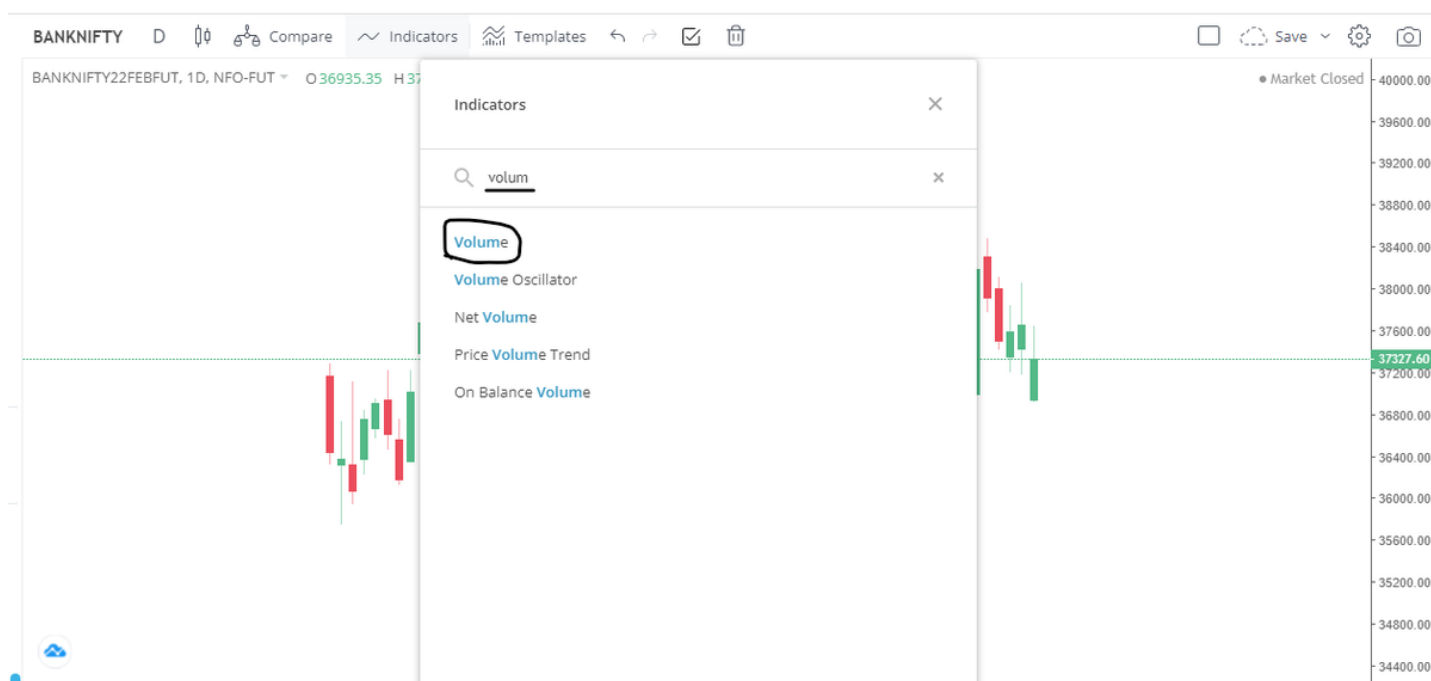
Kite web

Kite Android

Clear all

1. How to add indicators?

Open a blank chart & thereafter click on indicators to add whichever indicators you wish to add



2. How to customize further within an indicator?

For further settings within any indicator simply select the tool settings icon



How many max indicators can be added?

Bonus: No limit, so you can add any no. of indicators

Published on TradingView.com, February 22, 2022 21:50:59 IST

BANKNIFTY22FEBFUT:NFO-FUT:13278210, 1D O:36935.35 H:37638.80 L:36920.00 C:37327.60



TradingView

3. How to check multiple charts in a same screen?

Select layout and select the grid basis the no. of charts you want to view



4. How to view same chart in different time frame?

You can do multi time frame analysis, using the grid layout



5. How to check multiple stocks in the same screen?

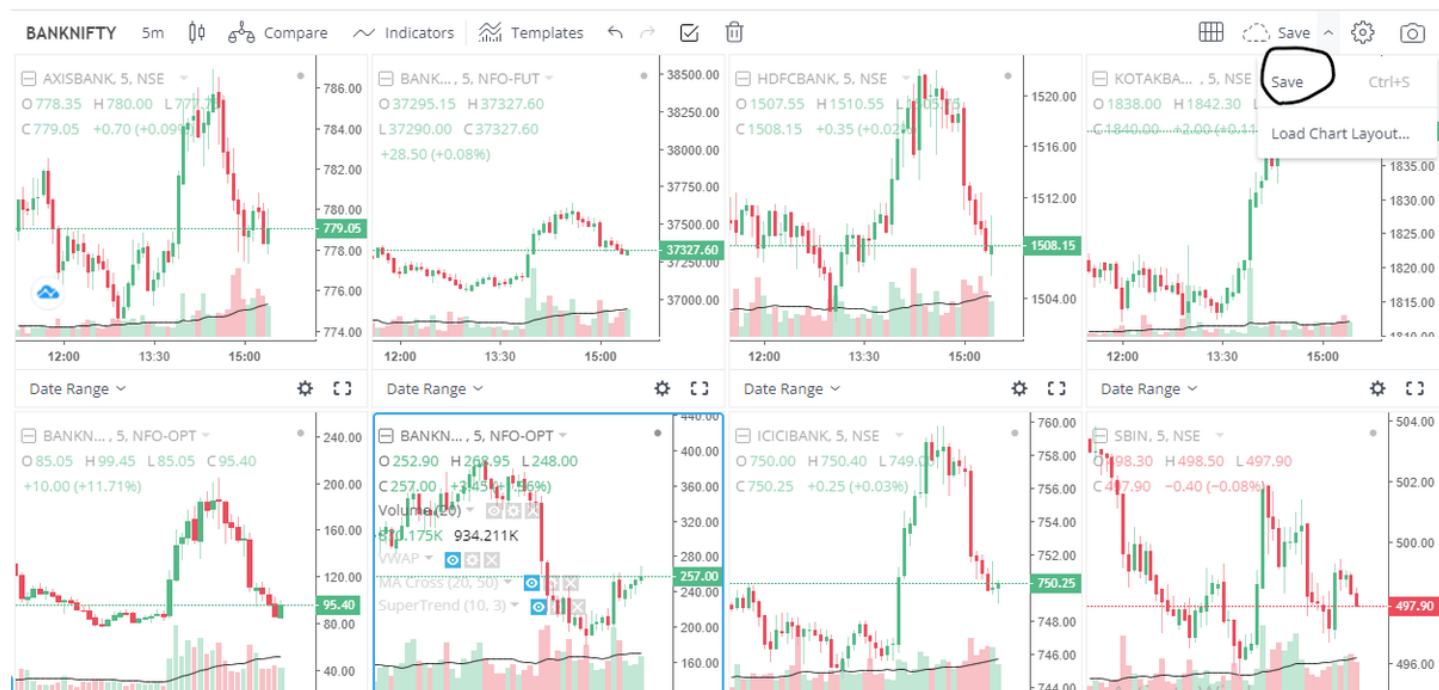
Example: Multiple charts in 8 grid layout



TradingView

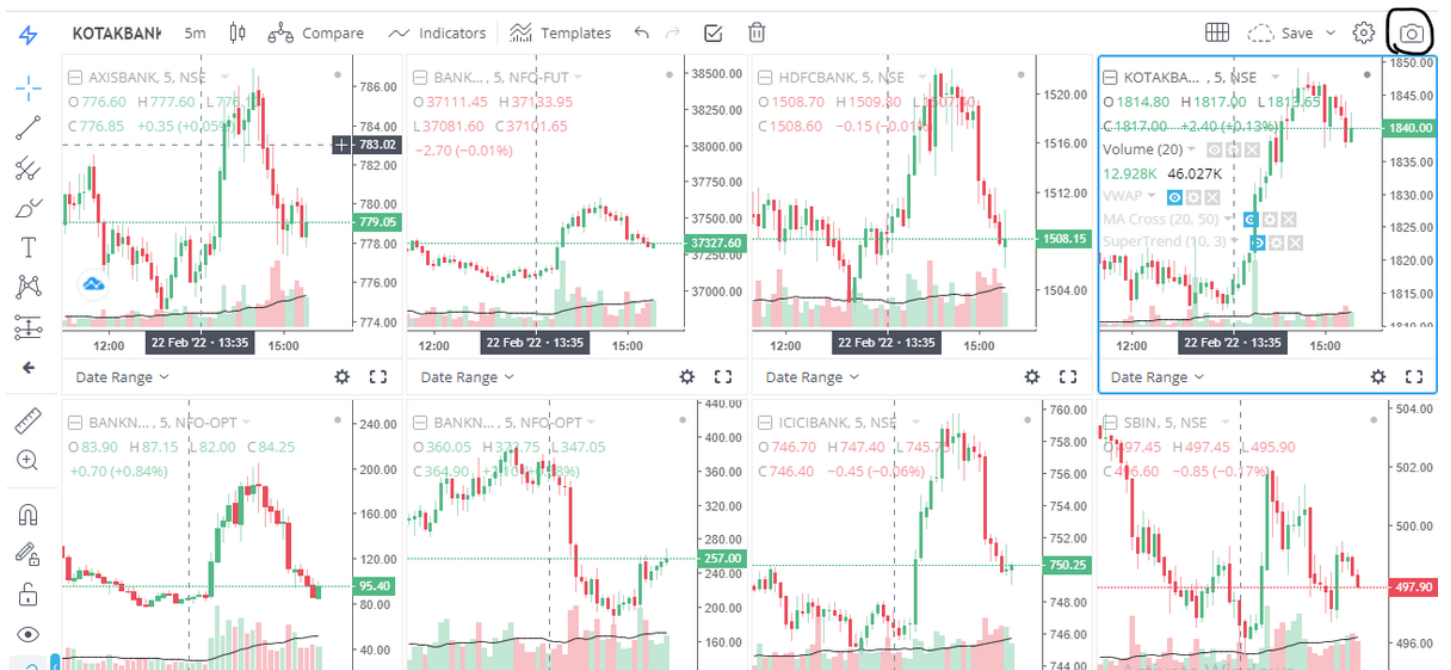
6. How to save the layouts?

Finally don't forget to Save your layout if you use it every now & then



7. How to take picture of the charts?

To take a picture of your screen just click on that camera icon & share it on your SM platforms



This is how you can use all the [@tradingview](#) features for free with the [@zerodhaonline](#) Platform

Go make use of it!

If you missed the hacks on TradingView, catch it here:

<https://t.co/1kwrH3ICov>

TradingView isn't just charts

It's much more powerful than you think

9 things TradingView can do, you'll wish you knew yesterday: \U0001f9f5

Collaborated with [@niki_poojary](#)

— Aditya Todmal (@AdityaTodmal) [February 6, 2022](#)

If you ❤️ this, why not share?

Retweet the first tweet and help others find this

You can check out our other threads

Follow us:

[@AdityaTodmal](#)

&

[@niki_poojary](#)

for more such interesting ■!