

Twitter Thread by Royston Museum



Royston Museum

@RoystonMuseum



A Thread: Here's some phonics for #homeschooling. Check out resources that your teachers have first & take a peek at phonics videos online. We're not phonics experts, this is just a bit of fun. Each sound has a little activity & link to a jigsaw puzzle online.

Let's get started..



A a - Anstey feeding cup.


Do you have a favourite cup? Can you draw it? How about designing your own cup - what would be the best cup ever?

Superheroes, dinosaurs, elephants?

Have a go at the jigsaw puzzle of the cup. <https://t.co/o5xDrTYWBW>

#MuseumJigsaws

#HomeSchooling



B b bat. Table tennis bats.
 Scrunch up a piece of paper and use your hands to
 bat it between you and another person. Count how many bats you do without the paper falling to the floor.

Here's the bat puzzle to have a go at <https://t.co/Mlohi6oj8>

#MuseumJigsaws
 #homeschooling



C c Cow (don't say "cuh", it's a short c - search online for phonics videos to hear it)
 Here's a milk bottle top. What's your favourite milk? Write the word milk? Try sounding out the letters as you write it.
 Here's a puzzle <https://t.co/nfCdQ2ODr6>

#MuseumJigsaws
 #homeschooling



D d Drum

Here's a cheeky young chap twanging something at a big drum! Pretend your knees are drums. With your hands, can you drum out a tune on your knees...how about..."baby shark doo doo dodo do dooo"

Here's the puzzle <https://t.co/4dTFsVYP6X>

#MuseumJigsaw

#homeschooling



E e Egg cosy. These were made by a young Royston local in 1945.

Design your own egg cosy. Make it out of paper if you've not got felt or other material.

Here's the egg cosy puzzle <https://t.co/FVohJJN8nG>

#MuseumJigsaws

#homeschooling



F f Fish Hill, Royston (not "fuh", say fffff like you're a deflating balloon.

Can you draw a place you know? Your house, street, a shop. Can you write where it is with your picture too?

Here's the puzzle <https://t.co/lqBvdQmvwX>

#MuseumJigsaw

#Homeschooling



G g Golf - Lots of golf usually takes place on Therfield Heath
Next time you're outside, find a stick and pretend to play golf.

Here's the puzzle <https://t.co/YjN4tUdXI4>

#MuseumJigsaw

#Homeschooling

@RoystonGolfClub



ROYSTON GOLF CLUB

FOUNDED 1892


OFFICIAL CORPORATE BROCHURE 2015

H h Horse (not "huh", say a breathy hhh)

This was Oxo who was trained in Royston. Can you pretend to ride a horse. If you have space set up things to jump over and trot around like you're riding a horse. Here's the puzzle <https://t.co/ncVDRXGtIQ>

#MuseumJigsaws

#homeschooling



I i Ink refill bottles.

How many words can you make by adding one letter to "ink". Go through the alphabet and add each letter to ink to see if you can make a word. Write your words down or draw them.

Here's the puzzle <https://t.co/NESTm5el3h>

#MuseumJigsaw

#homeschooling



J j Jelly mould. Don't do a Nanny Plum and cause a jelly flood!
Do you like jelly? Ask an adult if you could make some jelly.

Here's the jelly puzzle <https://t.co/tmFy5uSGbV>

#MuseumJigsaw
#homeschooling



K k Kite (not Kuh. Imagine tutting but with a k sound...)

Let's go fly a kite! Does it look like kite weather today? Design your own kite. Make it as fabulous as you like!

Here's a kite puzzle <https://t.co/o0nDtTFoAW>

#MuseumJigsaws

#homeschooling



L I Lollies (not luh. More like ulll..)

Have you ever made your own lollies. What would you like to make a lolly from? Lots of different fruit? Ask an adult if you can have a go making a lolly.

Here's a lolly mould puzzle <https://t.co/45r6yHUAJU>

#MuseumJigsaw

#homeschooling



M m Mum (not muh but mmmm like you're just about to eat something very yummmmmmy!)

Here's a mum and baby. Can you draw a picture of your family and friends?

Here's the puzzle <https://t.co/ZRPamwcrx1>

#MuseumJigsaw

#Homeschooling



N n Net (not nuh but a long nnnnn)

We wonder if this green net was from table top football? Scrunch up paper. Use your fingers as legs and pretend the paper is a ball. Make some goals. Paper Table Football!

Here's the puzzle <https://t.co/64vubmtVII>

#MuseumJigsaw

#homeschooling



O o Ostrich feathers on a scarf

Do you have a nice warm scarf? Draw your scarf - what colour is it? Does it have pom-poms? How does it feel? Warm and snugly?

Here's the feather puzzle <https://t.co/j6C2dB0OKN>

#MuseumJigsaw

#homeschooling



P p Percy Pig (not THAT one and not puh - more like the gentle p when you puff)

What adventures do you think Percy Pig has. Draw some pictures of Percy's adventures. Write what he does.


Here's the puzzle <https://t.co/fNLVqUaDY2>

#MuseumJigsaw

#homeschooling

#percypigs

THE MARVELLOUS ADVENTURE
OF
PERCY PIG



ODNEY BENNETT



Q q Queen Mother on a Coin (qu) (search diagraphs - we're learning lots here)

Would you like to have your face on coins? Draw a big circle then draw your design onto it. Draw coins for all your friends.

Here's the puzzle <https://t.co/4IJRExAzNp>

#MuseumJigsaw

#homeschooling



R r Rope (not ruh, more like rrrrr like a little lion)

Scout badges are earnt for carrying out tasks. What new things have you learnt? Design a badge to celebrate what you've learnt?

Here's the badge puzzle <https://t.co/HNQeP7FIN9>

#MuseumJigsaw

#homeschooling



S s Snow (not suh, but sssss like a hissing snake)

What a lovely snowy picture of Royston church. Do you like snow? Draw a snowy picture. What snowy things could you

include – snowman, snow ball fight??

Here's the puzzle <https://t.co/O0ZwDmCWCb>

#MuseumJigsaw

#homeschooling



T t Tennis (not tuh, but t like you're tutting)

Ask an adult if they have a balloon. Find a safe space away from easily damaged items and pat the balloon to each other like a gentle game of tennis.

Here's the puzzle <https://t.co/2pEd5BwbD2>

#MuseumJigsaw

#homeschooling



U u Umbrella

These umbrellas are from our [@RoystonTwinning](#) friends in Villeneuve de la Cananda, Spain. Why not find out about this town online. Search the place name. Do they have museums in the town too?

Here's the puzzle <https://t.co/D64lhFyEq>

#MuseumJigsaw

#homeschooling



V v Van (not Vuh, but vvvvv as if you're vvvroming off in a van)

Here's a [@roystoncrow](#) toy van. It was made for an anniversary so it's sort of like a birthday van! Would it be fun if you had

a birthday van?

Here's the puzzle <https://t.co/m6ggG5YMzd>

#MuseumJigsaw

#homeschooling



W w Window

This window is 400 years old! What shapes are on the windows? What can you see through your windows? Draw or write what you see (bonus points if you can draw a mouse with your window like we have)

Here's the puzzle <https://t.co/92mVT3DhJP>

#MuseumJigsaw

#homeschooling



X x (a "ks" sound)

OK, this one was a challenge to find an object but we settled on this x shape on one of these scout badges. Can you make some X shapes (using pens, sticks etc)?

Here's the puzzle <https://t.co/DL9OnGgArz>

#MuseumJigsaw

#homeschooling



Y y Yellow Mug

This yellow mug shows @ChurchRoyston

Can you find 10 yellow things at home? Take a picture and show us.

Here's the puzzle <https://t.co/MetzHQjZ2t>

#MuseumJigsaw

#homeschooling




Z z Puzzle (not zed but zzzz like a buzzy bee)

Do you have puzzles at home? Make your own by drawing a picture onto a piece of paper then cut out shapes. How long does it take you to put them back together?

Here's the puzzle <https://t.co/4qNiG5SJIE>

#MuseumJigsaw

#homeschooling



That's our Museum Phonics done. #homeschooling is tough. Take care of yourselves & your young folk. We're limited in what we can provide to support learning, but check out #MuseumTwitter for more activities. Please tag any museums with fun stuff to do here.



[@threadreaderapp](#) unroll