

## Twitter Thread by Deven Boland



**Deven Boland**

[@Bolandev3](#)



**Thread: I compiled all D1 team stats listed on the NCAA site from the last full NCAA softball regular season and here's what I found from 297 teams.**

■■■

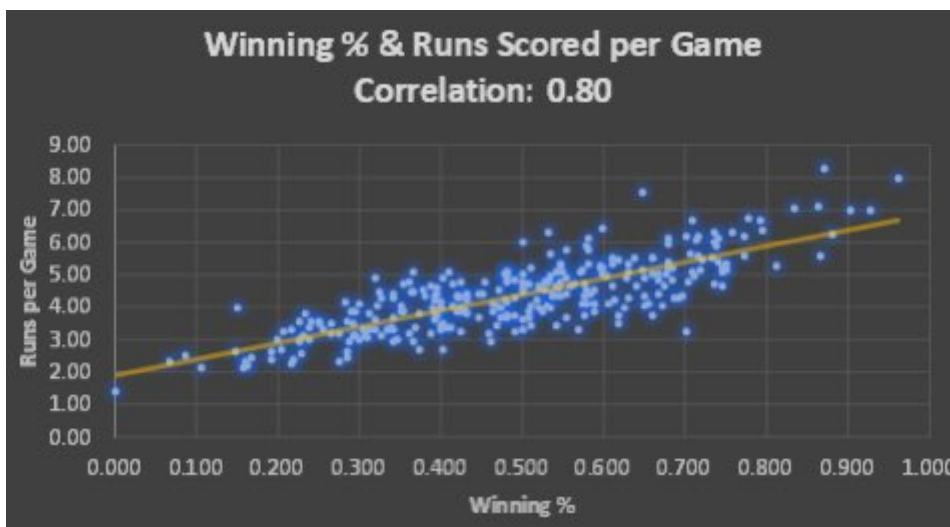
1/

Let's start with the most important stat of all: Winning.

The two stats correlated most to Winning% are Runs Scored & ERA.

I think most of us could have guessed that scoring more runs than you're allowing is a good recipe for success.

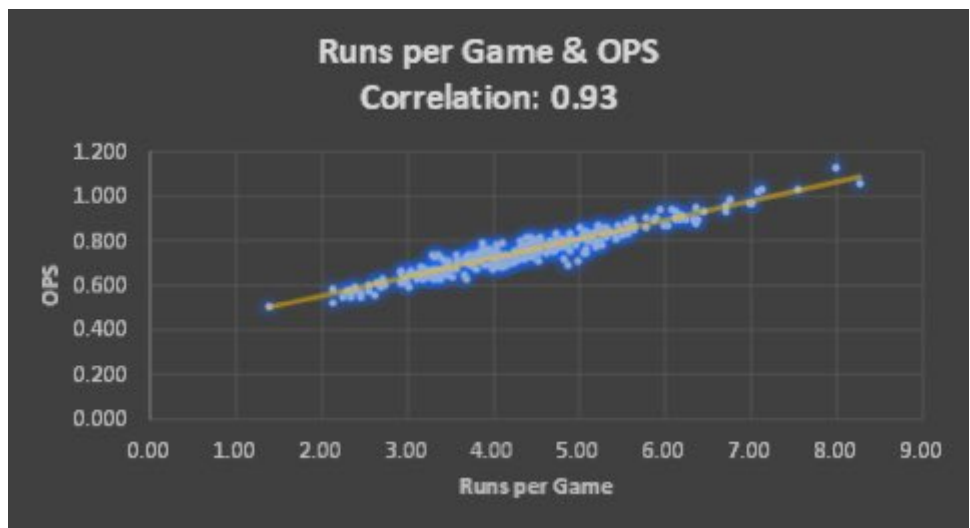
2/



What is the best way to score runs? A high OPS.

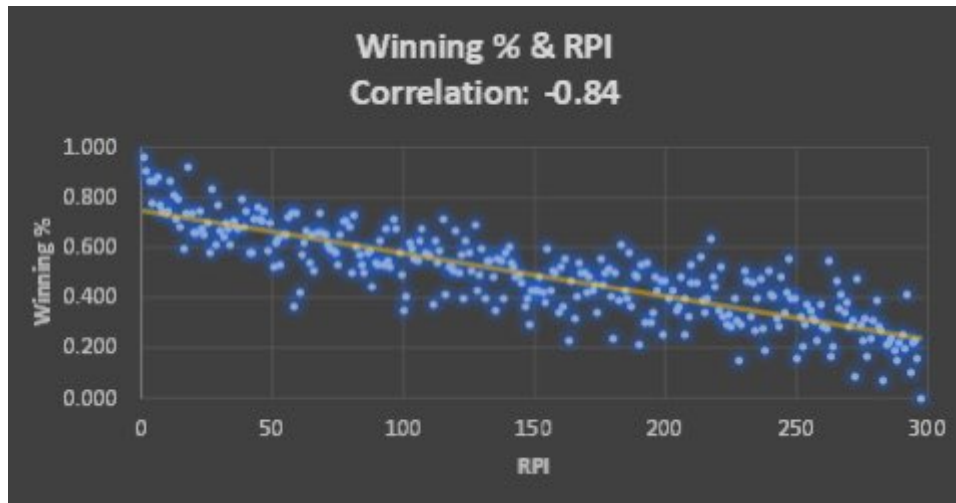
I also added the correlation between Stolen Bases per Game & Runs per Game. I was surprised by this, are you?

3/



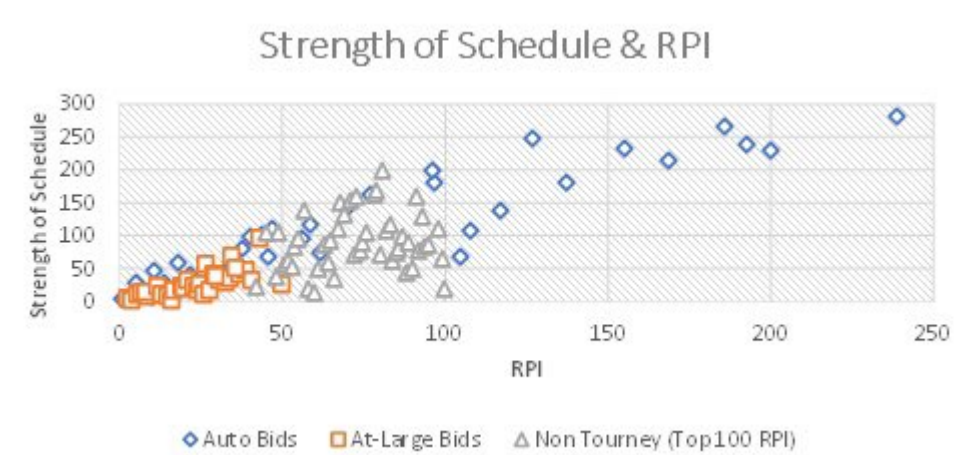
Winning in the regular season helps set up a chance for the postseason. The NCAA loves their RPI metric for determining their postseason qualifiers and here's how Wins, Losses, & SOS correlate to RPI.

4/



Here's how the postseason looked based on RPI & SOS. I'm not going to elaborate on this. We'll continue with something more fun.

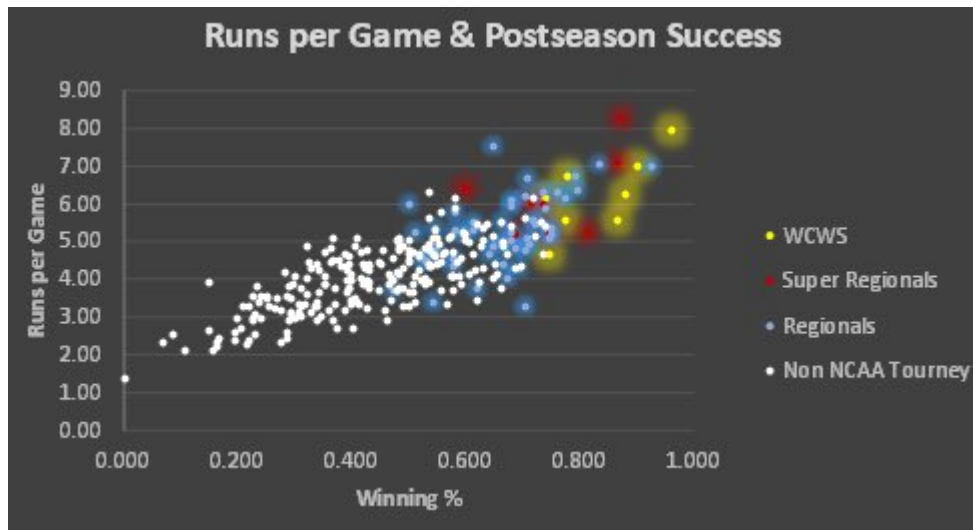
5/



Based on regular season offensive statistics do we have a good idea of who will achieve Postseason Success?

The elite teams appear to separate themselves a little bit.

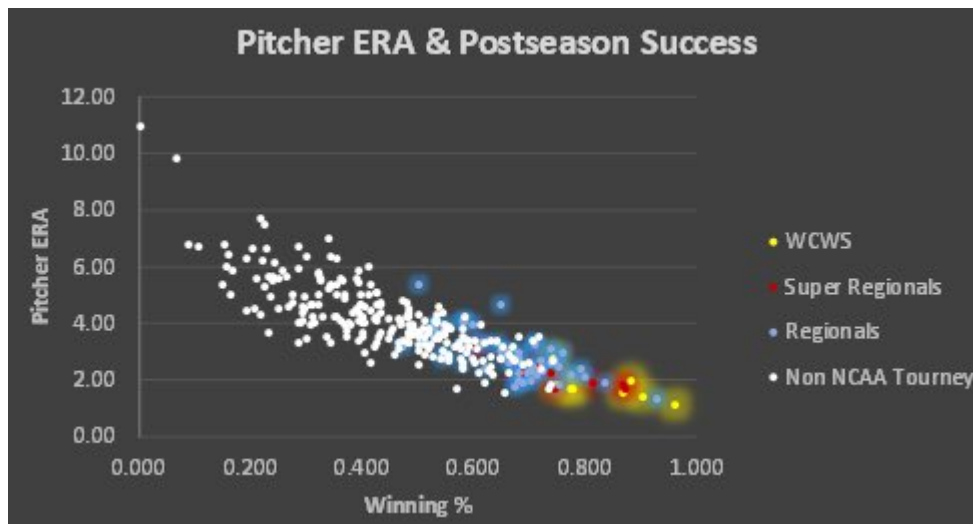
6/



You saw the defensive stats, let's now look at the defensive side. The NCAA site doesn't have a lot of stats on defense but here are 3 they did have.

They do say, "Defense wins Championships"

7/



As many of you have seen probably more than once now, here is my own defensive data I collected from the last full softball season.

8/ <https://t.co/mTI9MpMJIU>

As a softball coach, how do I train my players on defense? I did a project during the 2019 NCAA D1 Regionals to find out. (A thread)

— Deven Boland (@Bolandev3) September 12, 2019

With the 2021 season upon us, will we see some of the same statistical occurrences or did the last full D1 softball season have anomalies?

9/