

## Twitter Thread by [Kayo sensei@kanji is easy!](#)

[Kayo sensei@kanji is easy!](#)

[@kayoshodo](#)



<https://t.co/IVMudRKVUp>

# Basic 7 rules of stroke order

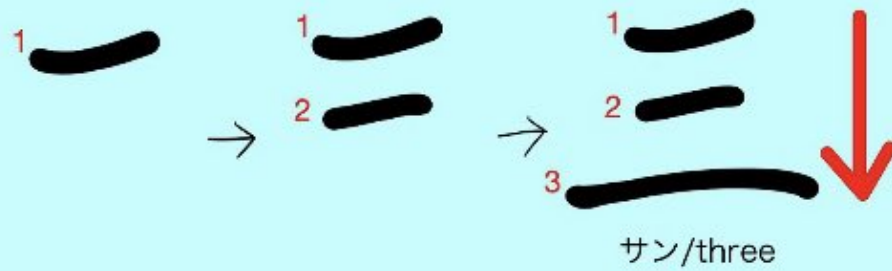
For beginners learning kanji



<https://t.co/qtnSdMLuRZ>

## Rule.1

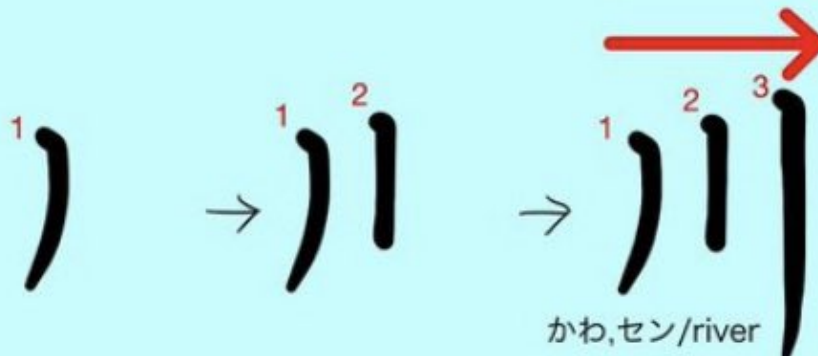
From top to bottom



<https://t.co/vrxsKJwBZI>

## Rule.2

From left to right



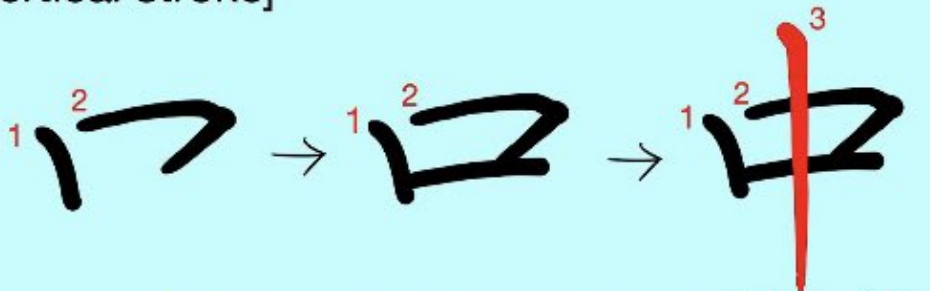
■Rule 3■■■■■

## Rule.4

### The stroke

that penetrates is the last.

[Vertical stroke]



なか, チュウ/in

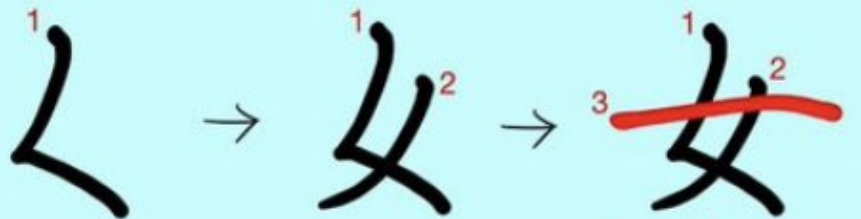
<https://t.co/gdDPLK3XTG>

## Rule.4

### The stroke

that penetrates is the last.

[Horizontal stroke]



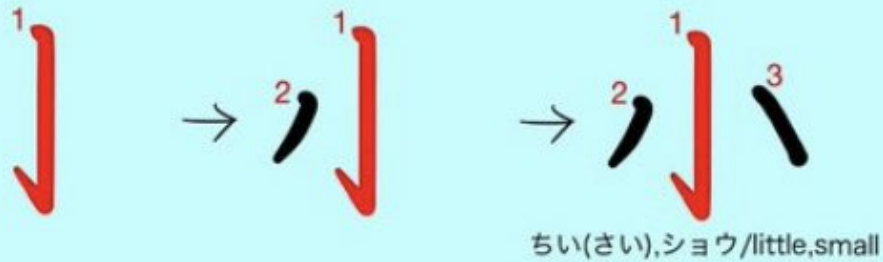
おんな, ジョ/woman



<https://t.co/YfnIz2wA28>

## Rule.5

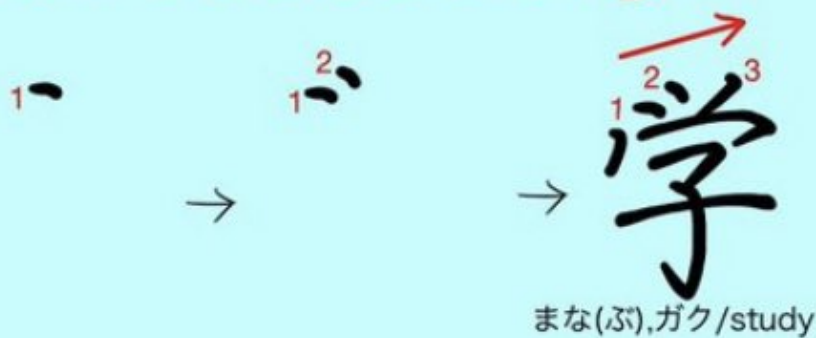
The vertical stroke in the middle first, and then the left and right.



<https://t.co/p6GA72C8gN>

## Rule.6


Write three short strokes side-by-side from the left to the right.



<https://t.co/msC5vIS1a4>

## Rule.7

Write the enclosing shape first.



まる(い),エン/circle, yen



<https://t.co/SfSiwreYwC>

However, there are exceptions,  
so it is important to remember them  
one by one.



OK....

