

Twitter Thread by Scott Millard ■



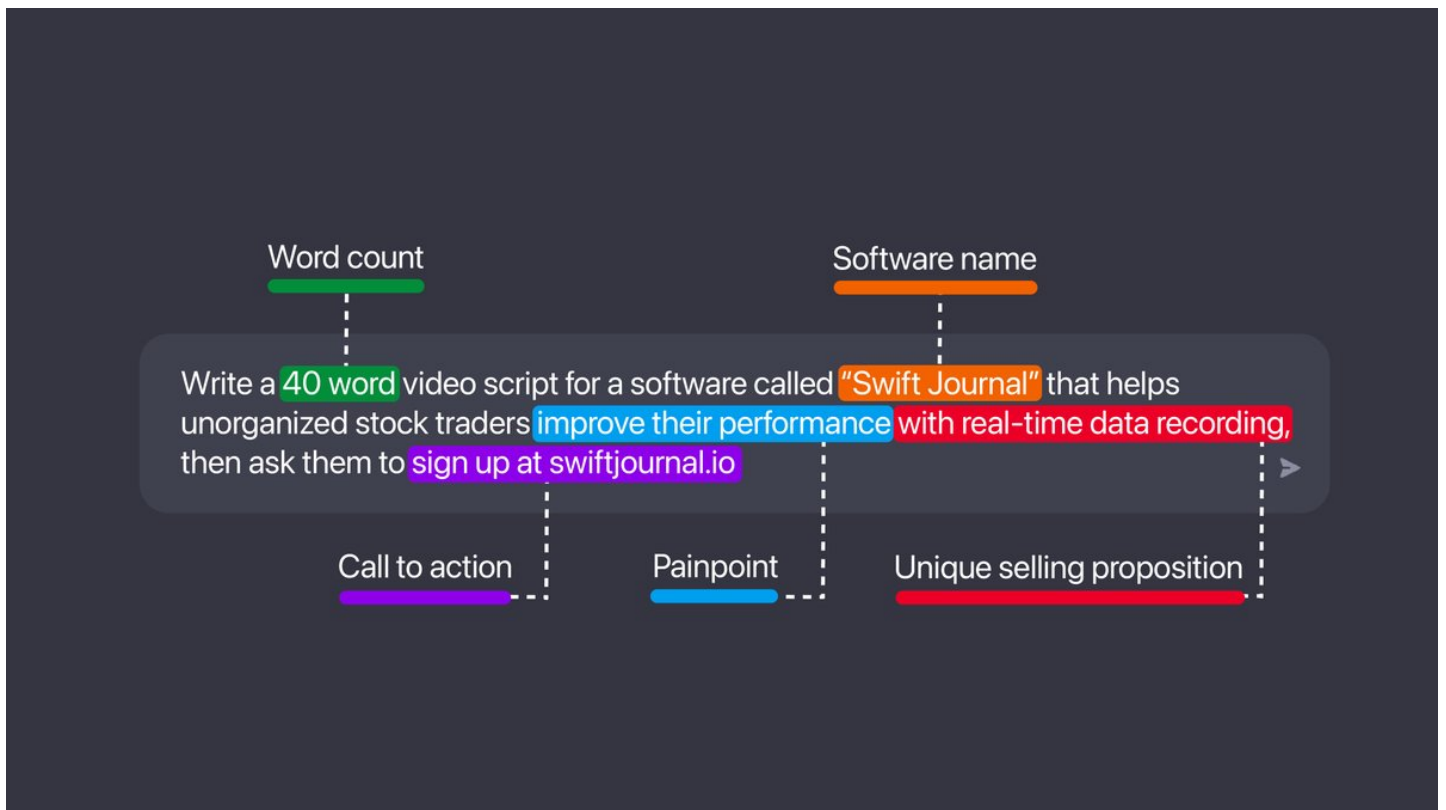
Scott Millard ■

[@scottcmillard](#)



I experimented with video scripts on ChatGPT and cracked the code on how to do it right

Here are the results (You can do this too):



First, I set control variables.

This is important because we need to:

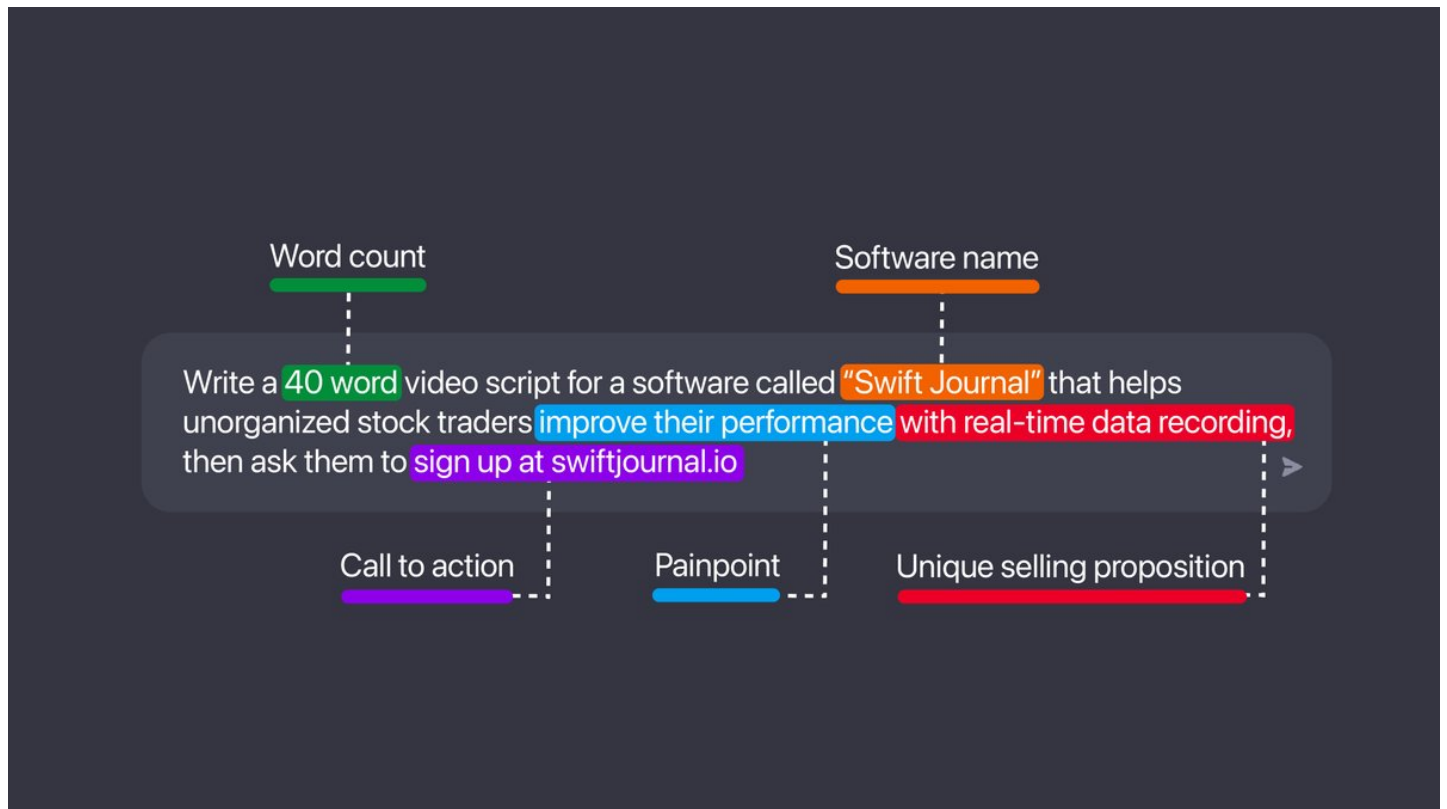
- Compare the AI results with real human results
- Give the AI bounds to work within (Extremely important)

These are the inputs I gave both my team and ChatGPT:

1. Word count
2. Software/product name
3. Customer painpoint
4. Unique Selling Proposition
5. Call to action

Next, I assigned the task to both my team and the AI


Here was the exact prompt



Then, I got the results

Of course my team nailed it, but I was quite surprised at the accuracy of ChatGPT's output when

Our script vs the AI Script ■



Are you a stock trader struggling to keep track of your trades and performance? Introducing Swift Journal, the ultimate tool for improving your trading skills. With real-time data recording and analysis, Swift Journal helps you stay organized and make better decisions. Sign up now at swiftjournal.io and start taking control of your trading success!

Videospark

Wasting time recording trades? Meet Swift Journal. Your new automated journaling platform. The fastest way to track your trading metrics with real-time data, a live dashboard, journal, and trade copier. Ditch manual data entry and focus on your edge at swiftjournal.io

There are a couple of points I would improve on the AI script specific to fitting in a video

But overall it's a very viable option on a budget or if you're just getting started

Here is our finished product

<https://t.co/cKnbe8kdef>

We made this video for the announcement of a trade journaling software by [@BLVKWATCH](https://twitter.com/BLVKWATCH) pic.twitter.com/6lfdkQ3yxx

— Scott Millard \U0001f3ac (@scottcmillard) [December 29, 2022](#)

If you need videos like this for your SaaS or B2B Business, go here: <https://t.co/lpCE0U5cch>