

Twitter Thread by [Nikita Poojary](#)



[Nikita Poojary](#)

[@niki_poojary](#)



Tradingview is one of the most trusted and used web application by traders across the world.

10 hacks that'll get you features of [@tradingview](#) premium version for free:■

Collaborated with [@AdityaTodmal](#)

1/ Free Multi Timeframe Analysis:

Step 1. Download Vivaldi Browser

Step 2. Login to trading view

Step 3. Open bank nifty chart in 4 separate windows

Step 4. Click on the first tab and shift + click by mouse on the last tab.

Step 5. Select "Tile all 4 tabs"



The best part about this is this is absolutely free to do.

Check out this video if you are still unable to figure it out:

<https://t.co/5DltnLQjYt>

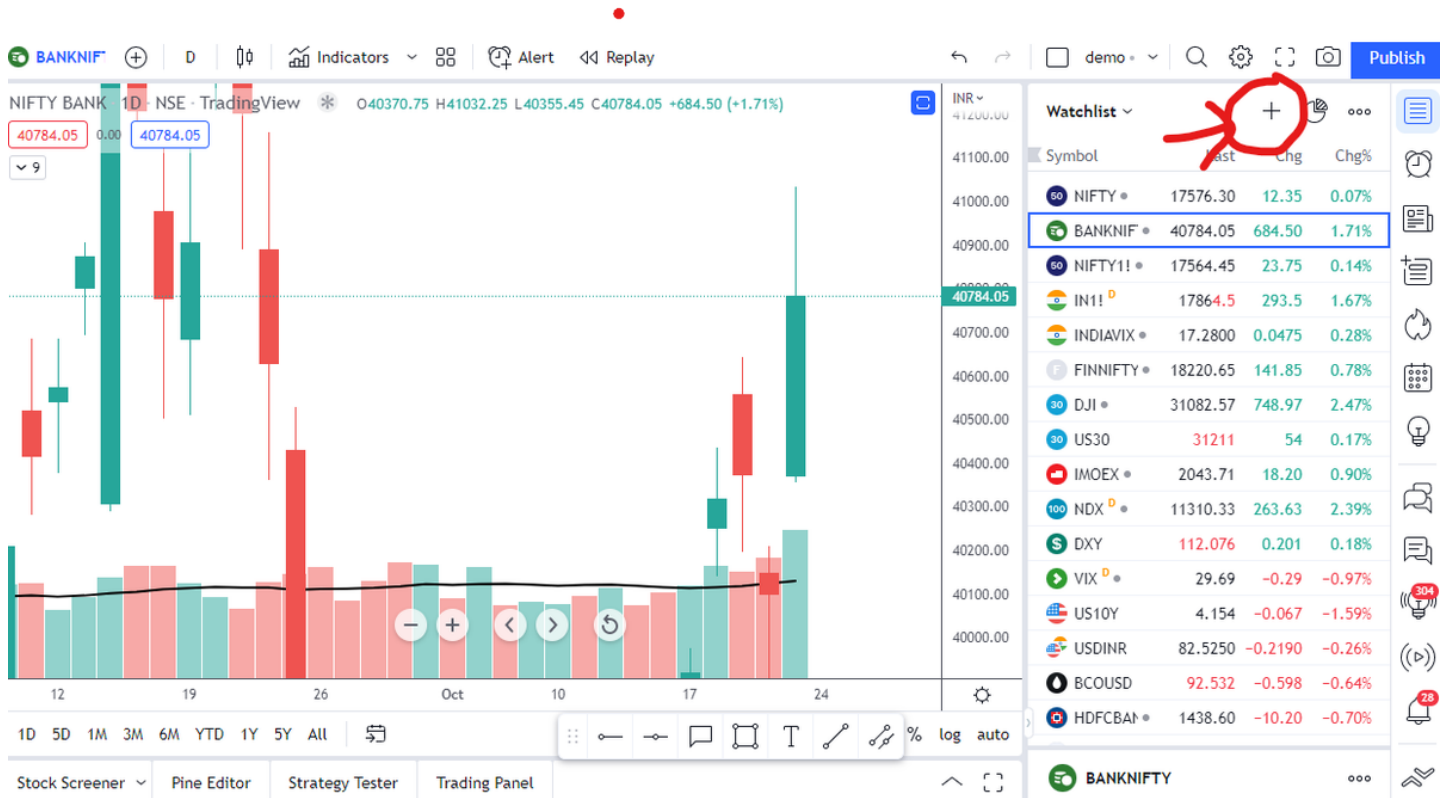
2/ Create Free Multiple Watchlists:

Step 1: Download [@TradingView](#) app on your mobile phone, and login.

Step 2: Now create watchlists eg: World Indices, Banking Stocks, NIFTY50 stocks etc.

Step 3: Now go back to your tradingview web browser and click on refresh and you will see the watchlist names on the web browser.

Step 4: Now simply add names in your watchlist on the web browser by clicking on the plus sign.



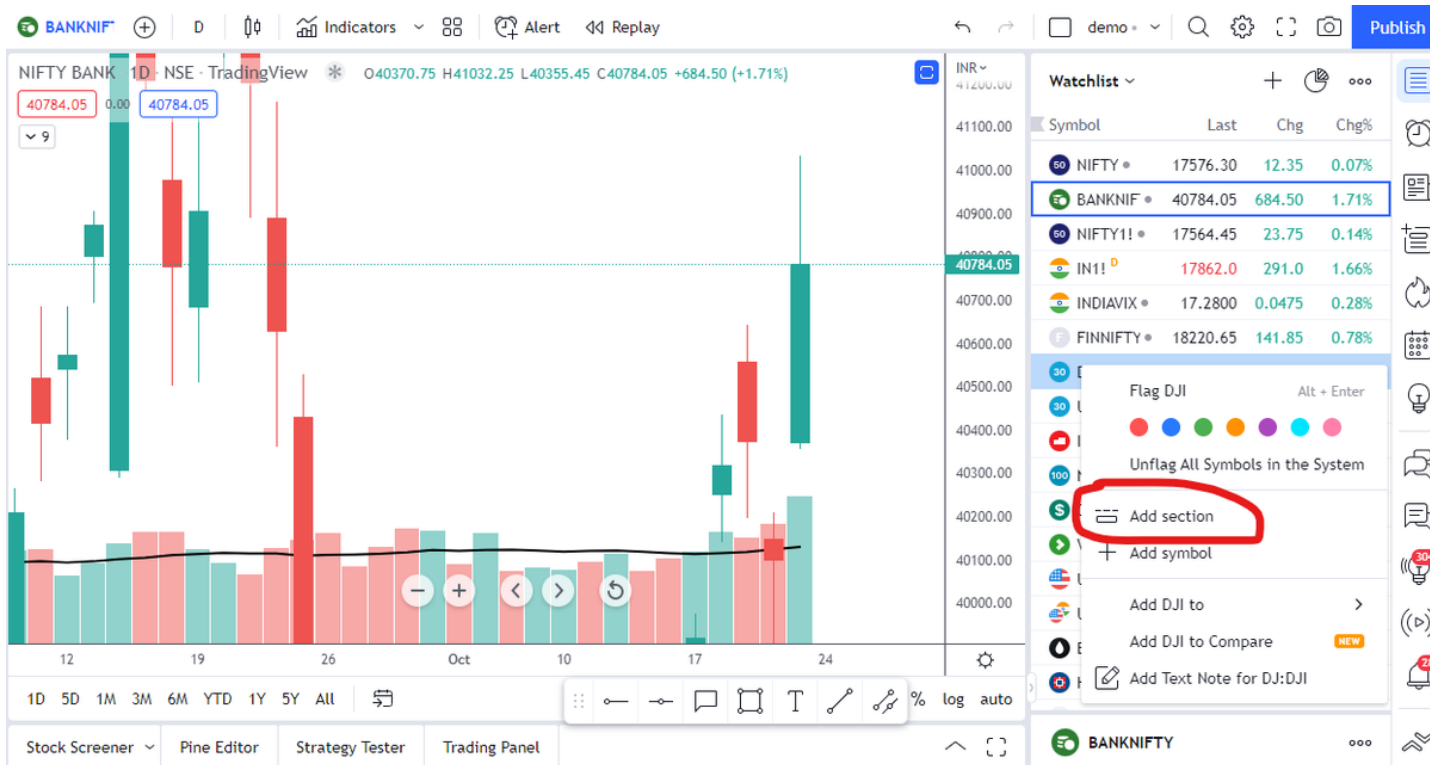
Check out this video if you are still unable to figure it out on how to create a watchlist:

<https://t.co/7KACTNID3f>

3/ Free Segregation into different headers/sectors:

1. Right click on any index/stock and click on "Add section above."
2. Segregate the stocks/indices based on where they belong.

Check the below image:

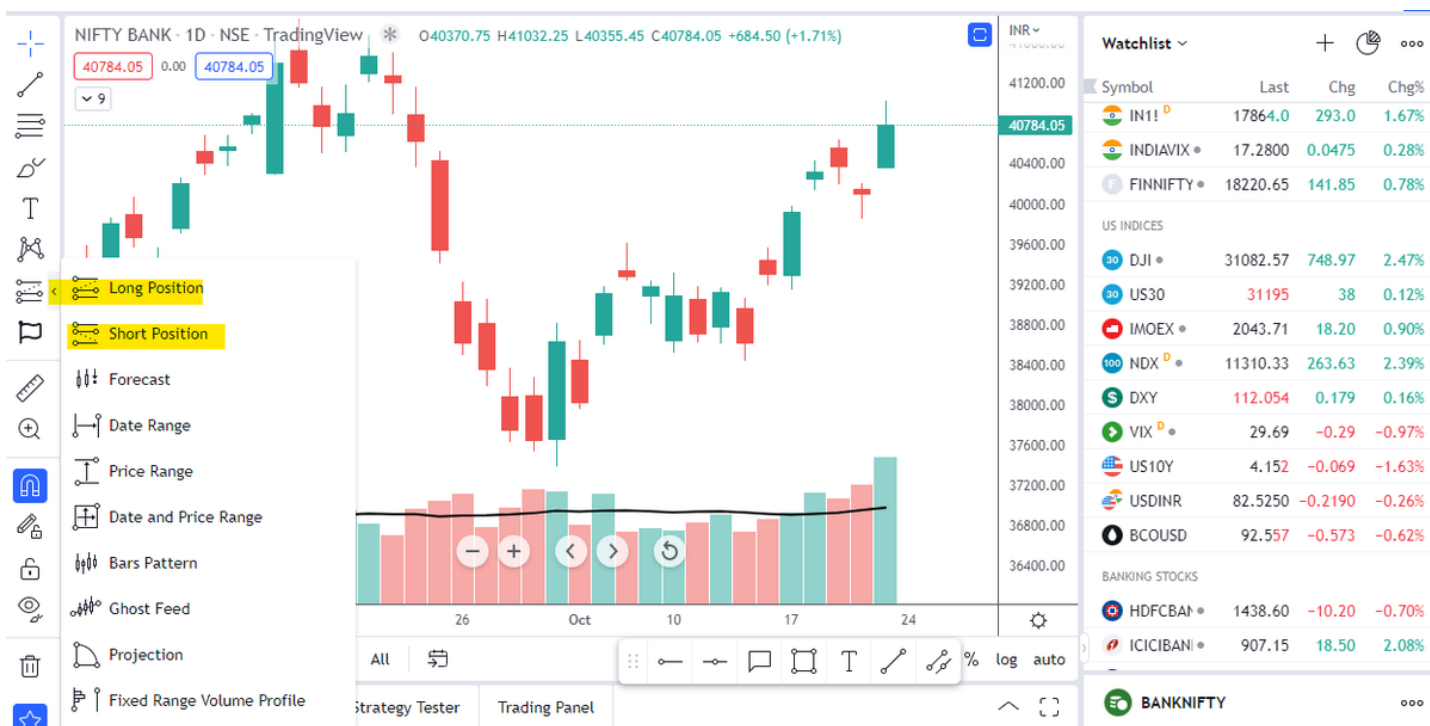


4/ Use the risk management tool for free:

Step 1: Go to Prediction & Measurement Tab

Step 2: Lets say its a long trade in BNF from 39600 for a tgt of 41850 with a SL of 38437

Step 3: Click on settings and input all the above details with your total account size.



5/ How to add more than 3 indicators on Tradingview for free:

This would require you to code something on Pine editor.

However don't get overwhelmed if you are not from the coding background, you can simply follow the steps mentioned in the below video

<https://t.co/x8YJjaNFb7>

6/ Most used indicators:

You can find out the most used indicators by people by checking the likes.

More the likes usually means many of them find it useful.

You can study the logics of these indicators.

Indicators, Metrics & Strategies ✕

Search

- Favorites
- My scripts
- Technicals
- Financials
- Community Scripts**

Editors' picks | Top | Trending

SCRIPT NAME	AUTHOR	LIKES
Extreme Trend Reversal Points [HeWhoMustNotBe...	HeWhoMustNo...	594
Oscillator Workbench – Chart [LucF]	LucF	488
Average Volume Profile	SamRecio	221
Sector Rotation	Vignesh_vish	274
HH-LL ZZ	fikira	480
Black Scholes Option Pricing Model w/ Greeks [L...	loxx	265
TPO Market Profile [Kioseff Trading]	KioseffTrading	406
Tick Statistics	Sharad_Gaikw...	153
Strength of Divergence Across Multiple Indicators	reees	1295
RSI Past Can Turn RSI Into a Directional Tool	TradeStation	984
ABC 123 Harmonic Ratio Custom Range Interactive	RozaniGhani-RG	504
Machine Learning: kNN (New Approach)	capissimo	781
Delta Volume Channels [LucF]	LucF	744

7/ Access to Global Markets:

Trading view covers various instruments, world markets, Cryptos and our favorite SGX as well :P

All this can be tracked from your mobile app anytime and anywhere.

8/ Can publish ideas on Tradingview:

It's not just a charting tool, you can create posts that can create a following for you.

This would be best used by technical analysts.

9/ Can follow people just like Twitter:

If you like charts for few people who keep publishing their charts on Trading view, you can simply find them and follow them on trading view.

Now you would be notified every time they publish a chart.

10/ If you wish to avail Trading view premium features for free without much hassles:

Simply sign up for a D-mat account in [@zerodhaonline](#) or [@fyers1](#) or [@DhanHQ](#) platform.

If you want to know more about how to use Tradingview charting platform of [@tradingview](#) in [@zerodhaonline](#) then check this out:

<https://t.co/HD4qOzIJ05>

Over 5 million people trade with [@zerodhaonline](#)

But ~90% don't know how to use their charting software optimally

Here are the 7 cool things you can do which you never knew \U0001f9f5

Collaborated with [@AdityaTodmal](#)

— Nikita Poojary (@niki_poojary) [February 26, 2022](#)

11/ Wish to purchase premium version of [@tradingview](#) :

If you still prefer to purchase [@tradingview](#) premium version instead of going for these elongated hacks

Then just wait for the Black Friday sale which is just 28days from today for a hefty discount.



That's a wrap!

If you enjoyed this thread:

1. Follow us

[@AdityaTodmal](#)

&

[@niki_poojary](#)

for more threads on Price action, Option Selling & Trading strategies.

We've got you covered.

2. RT the first Tweet to share it with your audience.

I appreciate it!